



SAFETY TAILGATE MEETING

Generated by Safety Compliance App www.safetycompliance.com | www.safetycomplianceapp.com

Company	Concrete North, Inc.	Project	17-050 New Natural Resources HDQ		
Date	November 04, 2019	Time	6:40 AM	Conductor	Steve Passey

FIRE EXTINGUISHER USE

INTRODUCTION

We always want to take precautions to prevent fires. However, if one should occur, quickly and safely using the correct fire extinguisher can prevent a small fire from becoming much bigger.





In this meeting, we will discuss the following:

- (1) CHOOSE THE RIGHT FIRE EXTINGUISHER
- (2) HOW TO USE IT
- (3) FIRE EXTINGUISHER REMINDERS

CHOOSE THE RIGHT FIRE EXTINGUISHER

The objective is to have the correct fire extinguishers for the types of fires we may encounter. The most common type of extinguisher is the combination "ABC Extinguisher".

Fire Classes


<p>A Trash Wood Paper</p>  <ul style="list-style-type: none">• wood• cloth• paper• rubber• many plastics	<p>C Electrical Equipment</p>  <ul style="list-style-type: none">• energized electrical equipment
<p>B Liquids Grease</p>  <ul style="list-style-type: none">• gasoline• oil• grease• tar• oil-based paint• lacquer• flammable gases	<p>COMBUSTIBLE</p>  <ul style="list-style-type: none">• magnesium• sodium• potassium• titanium• zirconium• other flammable metals

HOW TO USE IT

Only use a fire extinguisher if it is safe to do so. Remember to "PASS".

To operate an extinguisher:

Pull
Aim
Squeeze
Sweep



1 **P**ULL the pin
2 **A**IM nozzle at base of fire
3 **S**QUEEZE the handle
4 **S**WEEP nozzle side to side

Know your extinguisher
Use the correct extinguisher

(Check your own extinguisher's label for detailed instructions.)

FIRE EXTINGUISHER REMINDERS

- Make sure fire extinguishers are accessible. Do you know where ours are located? We don't want to walk a mile to a truck and dig through the back seat to find it!
- Inspect extinguishers monthly, and before doing hot work. Make sure the "pin" is still in and zip tied, and the yellow indicator is in the green. Remove the extinguisher if it is not properly charged.
- Extinguishers are required to be serviced annually, even if they have not been discharged.
- If you use an extinguisher, report it so that we can replace it.

Are there any questions?

GROUP IMAGE



Attendees Names

Christian Cervantes (Concrete North)

Robert Briscece

Steve Passey

Attendees Signatures

N/A

N/A

N/A

CONDUCTOR SIGNATURE

A handwritten signature in black ink, appearing to read 'Niko Wright', is positioned on the left side of the page.