



SAFETY TAILGATE MEETING

Generated by Safety Compliance App www.safetycompliance.com | www.safetycomplianceapp.com

Company	Concrete North, Inc.	Project	18-008 CSU Stanislaus Student Union Renovation		
Date	March 25, 2019	Time	6:41 AM	Conductor	Steve Passey

SKID STEER SAFETY

INTRODUCTION

"Skid Steers" are efficient machines that can operate in tighter spaces than backhoes, excavators and other large pieces of equipment. However, when not used safely they can cause harm to the operator and others.

In our meeting, we will discuss:

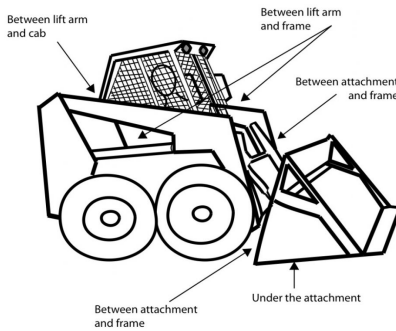
- (1) DANGERS OF OPERATION**
- (2) OPERATING THEM SAFELY**
- (3) FATALITIES TO LEARN FROM**

DANGERS OF OPERATION

There are many dangers when operating or working around a skid steer.

CRUSHING HAZARD: These exist when the operator enters and exits, during operation and when performing maintenance. Even when the loader is equipped with interlocks, those interlocks are not fool proof.

Don't Get Crushed by Moving Parts



Moving Parts Can Crush You

ROLLOVER: An unstable machine can tip over. Overloading, carrying to high, operating on rough or uneven surfaces, and driving too fast for the conditions can cause the machine to be unstable.

???**OTHER HAZARDS:** These include working around electrical lines, and hitting property and other people.

OPERATING THEM SAFELY

- Only operate a skid steer if you have been properly trained and approved by our company to operate them safely.
- Become well acquainted with how the machine works, including reading the manufacturer instructions. Pay attention to the warning signs.
- Perform an inspection of the equipment daily prior to use per the manufacturer instructions.
- Never leave the operator seat while the machine is running or the lift arms are raised.
- Never start or operate the controls from outside the cab.
- Always wear the seat belt and safety bar while operating.
- Never lift over someone else. Pay close attention to where others are working.

Remember: You must be in total control and must operate safely!

FATALITIES TO LEARN FROM

FATALITY 1: With the engine running, an operator stuck his side out the side opening to check a flat tire. His foot accidentally hit the controls, causing the lift arm to raise. He was killed when his head was crushed against the hydraulic piston. (The guard on the opening had fallen out and was not replaced).

Group Discussion:


- What can we learn from this?

FATALITY 2: An operator was driving with a load of soil in the bucket when the loader hit a rock and tipped forward, ejecting the operator. The loader ran him over, pinning him under the front wheels. An investigation showed the safety belt was missing a buckle.

Group Discussion:

- What can we learn from this?

GROUP IMAGE



Attendees Names

Attendees Signatures

Robert Briscese (Concrete Nort)

A handwritten signature in black ink, appearing to read 'R. Briscese', with a horizontal line extending to the right.

Adam Betancourt (Concrete North)

A handwritten signature in black ink, appearing to read 'Adam Betancourt', with a horizontal line extending to the right.

Carlos Betancourt (Concrete North)

A handwritten signature in black ink, appearing to read 'Carlos Betancourt', with a horizontal line extending to the right.

Christian Cervantes (Concrete North)



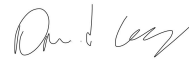
Alexis Valdovinos



Cristobal Aguirre



David Cabrera (TCCO)



CONDUCTOR SIGNATURE

