



# SAFETY TAILGATE MEETING

Generated by Safety Compliance App [www.safetycompliance.com](http://www.safetycompliance.com) | [www.safetycomplianceapp.com](http://www.safetycomplianceapp.com)

Company	Concrete North, Inc.	Project	tahoe beach club phase 2 21-007		
Date	July 27, 2021	Time	6:30 AM	Conductor	Richard Smith

## FIRE EXTINGUISHER USE

### INTRODUCTION

We always want to take precautions to prevent fires. However, if one should occur, quickly and safely using the correct fire extinguisher can prevent a small fire from becoming much bigger.





In this meeting, we will discuss the following:

- (1) CHOOSE THE RIGHT FIRE EXTINGUISHER**
- (2) HOW TO USE IT**
- (3) FIRE EXTINGUISHER REMINDERS**

### CHOOSE THE RIGHT FIRE EXTINGUISHER

The objective is to have the correct fire extinguishers for the types of fires we may encounter. The most common type of extinguisher is the combination "ABC Extinguisher".

## Fire Classes


<b>A</b>	<b>A</b> Trash Wood Paper		<ul style="list-style-type: none"><li>• wood</li><li>• cloth</li><li>• paper</li><li>• rubber</li><li>• many plastics</li></ul>	<b>C</b>	<b>C</b> Electrical Equipment		<ul style="list-style-type: none"><li>• energized electrical equipment</li></ul>
<b>B</b>	<b>B</b> Liquids Grease		<ul style="list-style-type: none"><li>• gasoline</li><li>• oil</li><li>• grease</li><li>• tar</li><li>• oil-based paint</li><li>• lacquer</li><li>• flammable gases</li></ul>	<b>D</b>	<b>COMBUSTIBLE</b>		<ul style="list-style-type: none"><li>• magnesium</li><li>• sodium</li><li>• potassium</li><li>• titanium</li><li>• zirconium</li><li>• other flammable metals</li></ul>

## HOW TO USE IT

Only use a fire extinguisher if it is safe to do so. Remember to "PASS".

To operate an extinguisher:

**P**ull  
**A**im  
**S**queeze  
**S**weep



1 **P**ULL the pin  
2 **A**IM nozzle at base of fire  
3 **S**QUEEZE the handle  
4 **S**WEEP nozzle side to side

Know your extinguisher  
Use the correct extinguisher

(Check your own extinguisher's label for detailed instructions.)

## FIRE EXTINGUISHER REMINDERS

- Make sure fire extinguishers are accessible. Do you know where ours are located? We don't want to walk a mile to a truck and dig through the back seat to find it!
- Inspect extinguishers monthly, and before doing hot work. Make sure the "pin" is still in and zip tied, and the yellow indicator is in the green. Remove the extinguisher if it is not properly charged.
- Extinguishers are required to be serviced annually, even if they have not been discharged.
- If you use an extinguisher, report it so that we can replace it.

Are there any questions?

---

**Attendees Names****Attendees Signatures**

Eddie Gall, Sr.



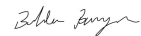
Art Gall, Sr.



Robert Hruz



barajas, baldemar



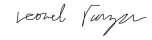
Hutcheson, Zachery



Guerra, Brayan



Vasquez Ontiveros, Leonel



Villegas, Abeldaro



Lambert, Matthew



**CONDUCTOR SIGNATURE**

