



SAFETY TAILGATE MEETING

Generated by Safety Compliance App www.safetycompliance.com | www.safetycomplianceapp.com

Company	Concrete North, Inc.	Project	tahoe beach club phase 2 21-007		
Date	February 14, 2022	Time	7:00 AM	Conductor	Richard Smith

BACKING UP IN A MOTOR VEHICLE

INTRODUCTION

Operating heavy equipment or a motor vehicle is inherently a hazardous task, however, backing up creates more risk for incidents to occur. According to the National Safety Council, backing accidents cause 500 deaths and 15,000 injuries per year. All too often, unnecessary backing is responsible for injuries or property damage incidents. It is important to consider the hazards of backing and what can be done to mitigate these hazards.

In this meeting, we will discuss

(1) Hazards of Backing

(2) Best Practices and Safeguards to Mitigate the Hazards of Backing

(3) Summary

HAZARDS OF BACKING

With increased blind spots, backing leaves drivers and operators at more risk for error resulting in damage or injury. The most serious incident occurring due to backing is fatalities of ground personnel. OSHA states that dump trucks followed by semi-trucks and ordinary pickups are responsible for the majority of backover incidents in the past 10 years on the job. Outside of struck-by incidents involving ground personnel, there are many other hazards to consider. A few hazards include:

- Less visibility/ more blind spots
- Fixed objects
- Moving equipment or vehicles
- Uneven terrain (construction sites)

BEST PRACTICES AND SAFEGUARDS TO MITIGATE THE HAZARDS OF BACKING

- The single best way to prevent backing-related incidents is to eliminate backing as much as possible. Most work areas and tasks can be set up in such a way that backing up is not necessary. Preplanning of movements is another way to eliminate unnecessary backing.
- Look for pull-through parking before choosing to park where your first move is backing up. Always try to position yourself so that you can easily pull forward out of a parking spot.
- If you need to back up after being in a fixed position, complete a walk-around of your vehicle. This allows you to be aware of what is in your blind spots prior to making a move.
- Install backup cameras on equipment and vehicles.
- Use a spotter when appropriate. If backing is necessary and there are hazards such as other ground personnel or fixed objects in the area then a spotter may be necessary. Always consider the additional hazards created when a spotter is used in a work area with moving equipment or vehicles.
- Mark fixed objects so they are more visible to those operating a motor vehicle or heavy equipment in a work area.
- Place protective barricades to protect critical or expensive equipment from struck-by incidents.

SUMMARY

Backing can almost always be eliminated or greatly reduced when proper preplanning is used. Elimination should always be the first choice before relying on less effective safeguards such as backup cameras or a spotter.

Group Discussion:

Are we doing a lot of unnecessary backing during our work tasks?

Attendees Names

Attendees Signatures

Jeff Cummins




Art Gall, Sr.



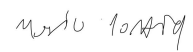
Eddie Gall, Sr.



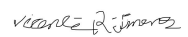
Javier montiel



Mario Montiel



Vicente Jimenez



vicente robes jr



Vasquez Ontiveros, Leonel




Jorge Florez-Rizo



Tony Ramos



Tomas Barron



CONDUCTOR SIGNATURE

