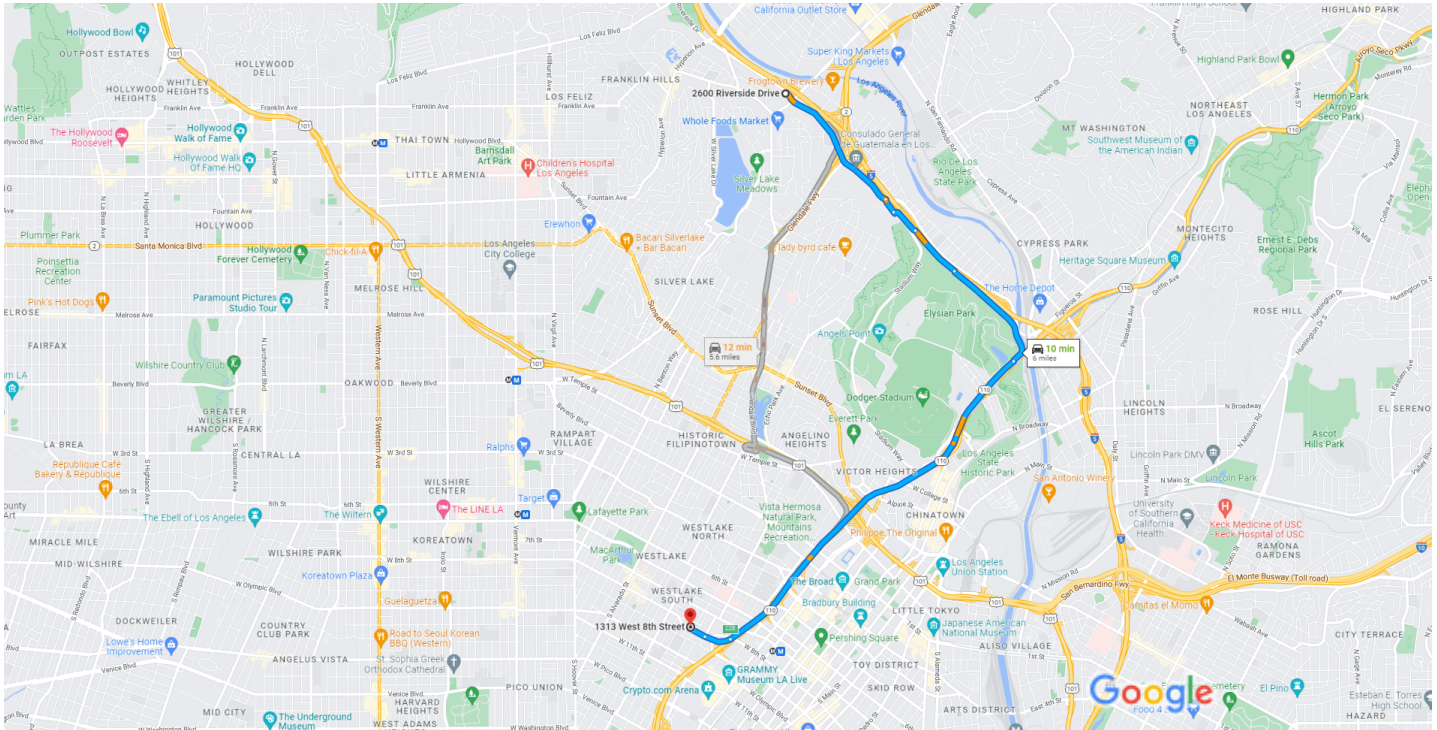




2600 Riverside Dr, Los Angeles, CA 90039 to 1313 W 8th St, Los Angeles, CA 90017 Drive 6.0 miles, 10 min

Suite 100  
Riverglen - Clinic Directions



Map data ©2022 Google 2000 ft





2600 Riverside Dr  
Los Angeles, CA 90039

Get on I-5 S

- 4 min (1.4 mi)
- ↑ 1. Head southeast on Riverside Dr toward Fletcher Dr  
i Pass by ampm (on the right) 1.1 mi
- ↘ 2. Turn right onto Golden State Fwy Rmp/Stadium Way 0.1 mi
- ↗ 3. Turn left to merge onto I-5 S 0.2 mi

Take CA-110 to W 8th St. Take exit 22B from CA-110

- 7 min (4.4 mi)
- ↗ 4. Merge onto I-5 S 0.4 mi
- ↘ 5. Take the CA-110 S exit toward Los Angeles 0.9 mi

-  6. Merge onto CA-110  
\_\_\_\_\_ 2.9 mi
-  7. Take exit 22B to merge onto W 8th St  
\_\_\_\_\_ 0.2 mi
-  8. Merge onto W 8th St  
 Destination will be on the right  
\_\_\_\_\_ 21 sec (0.1 mi)

1313 W 8th St  
Los Angeles, CA 90017