








PROJECT INSPECTION

Generated by Safety Compliance App www.safetycompliance.com | www.safetycomplianceapp.com

| | | | |
|-----------------------|-----------------------|----------------------------|-------------------------|
| Company | Positive Electric Co. | Type of Inspection: | Job Progress Inspection |
| Project | Summit Fire House | Date of Inspection | February 02, 2024 |
| Inspector Name | Connor Gregory | Time of Inspection | 03:12 PM |

INSPECTION ITEMS

| Item | | Comment | Photo |
|---------------------|--------------|---|---|
| Was work completed? | Satisfactory | Tomas finished moving the 4 outlets that were originally located in a glass wall. (Ckt L5-38 admin lobby and conferee room) |  |
| Was work completed? | Satisfactory | Me and coogan got 3 of the 6 service conduits in place |  |
| Was work completed? | Satisfactory | Ken has 9 out of 18 of the first floor branch ckt conduits ran out of the room and almost to the other side of the bay |  |

| | | | |
|----------------------------|---------------------|---|--|
| <p>Was work completed?</p> | <p>Satisfactory</p> | <p>Nick has the lights above the kitchen island prepped and waiting for architect to give a height of fixture</p> |  A photograph showing the ceiling area above a kitchen island. There are exposed pipes, conduits, and a ladder leaning against the ceiling. The lighting fixture is not yet installed. |
| <p>Was work completed?</p> | <p>Satisfactory</p> | <p>John and Sal have the lights and exit signs and occ sensor conduits fully ran out in the training area of the mezzanine and began to drill holes and screw in eye bolts in preparation of light fixtures</p> |  A photograph of a grey wall. A yellow conduit runs vertically on the left. Two small circular marks on the wall are circled in orange, indicating where holes will be drilled for eye bolts. |