



SAFETY TAILGATE MEETING

Generated by Safety Compliance App www.safetycompliance.com | www.safetycomplianceapp.com

Company	Silverwood Landscape Construction Inc.		Project	Evolve South Bay	
Date	December 24, 2020	Time	6:00 AM	Conductor	MelitonVazquez.SWL@icloud

JOB HAZARD ANALYSIS (JHA)

INTRODUCTION

A root cause of many incidents that result in injury, illness, death or property damage is a lack of planning. A JHA is a tool that can help us plan our work safely.

In this meeting, we will discuss:

- (1) HOW TO USE A JHA
- (2) TIPS FOR A GOOD JHA
- (3) JHA SCENARIO

HOW TO USE A JHA

1. **SEQUENCE OF WORK:** Review the scope of the job to be done. Identify each step in the process.
2. **POTENTIAL HAZARDS:** Identify potential hazards associated with the job
3. **METHODS TO ELIMINATE OR CONTROL THE HAZARD:** List the safety procedures put into place.

JOB HAZARD ANALYSIS

Project:	Location:
Date Analysis Completed:	Task Description:
Conducted by:	
Company:	

Step 1: Review the scope of the task/job and list the sequence of work.
Step 2: Identify potential hazards associated with the task/job and list them.
Step 3: Identify how the hazard will be eliminated or controlled and list the methods.

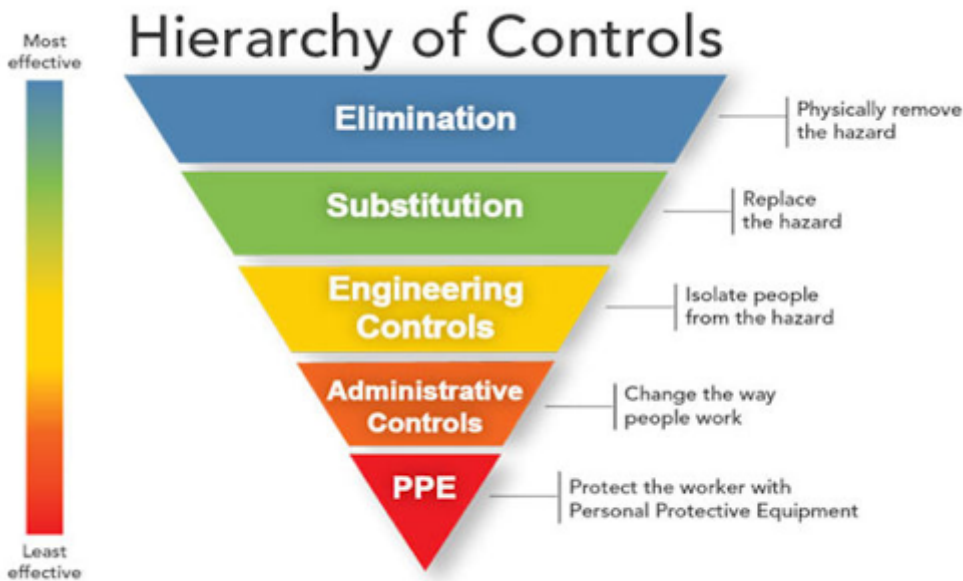
Sequence of Work	Potential Hazards	Eliminate or Control Method

Name of Preparer:
Date:

Note: It is important to be detailed with the JHA, and discussed with the crew prior to work.

TIPS FOR A GOOD JHA

- Think through all steps of the task to be done. For example, if you must repair a leak on the roof, how will you access the roof? Setting up a means of access, such as a ladder is one step.
- When evaluating hazards, it can be helpful to think of OSHA's focus four hazards: Falls, struck by, caught in/or between, and electrocution. There may be other hazards. However, this will get you started.
- If you are dealing with a chemical, take the time to review its Safety Data Sheet (SDS). This will help identify the hazards and methods of control.
- Always review the manufacturer's recommendations and the relevant OSHA standards.
- When evaluating methods of control, follow the hierarchy of controls.



Credit: National Institute for Occupational Safety & Health

JHA SCENARIO

SCENARIO: You need to install electrical conduit inside a building 20' in the air. You will use a scissor lift.

- (1) **SEQUENCE OF WORK:** Install conduit
- (2) **POTENTIAL HAZARDS:** We could fall
- (3) **METHODS TO ELIMINATE/CONTROL:** Be careful

GROUP DISCUSSION: Why is this not a good JHA? What would you add to it to make it effective?


Attendees Names

Attendees Signatures


Meliton Vazquez 10193

Handwritten signature of Meliton Vazquez, consisting of the letters 'M' and 'V' in a stylized, cursive font.

Herminio Iniestra Segura 10360

Handwritten signature of Herminio Iniestra Segura, consisting of the letters 'H' and 'S' in a stylized, cursive font.

Eliseo Julian Rios 10161

Handwritten signature of Eliseo Julian Rios, consisting of the letters 'E', 'J', and 'R' in a stylized, cursive font.

CONDUCTOR SIGNATURE

Handwritten signature of Meliton Vazquez, consisting of the letters 'M' and 'V' in a stylized, cursive font.